

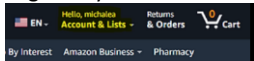
The following instructions are for Kindle and Kindle apps. If you want to load the ePub onto

- Nook, click for [instructions](#).
- Kobo, click for [instructions](#).

Putting an eBook to your Kindle

1. Download the ePub to a device from which you can send an email.
2. Find Your Kindle Email Address:

- a) Log in to your Amazon account.



- b) Click **Accounts & Lists**.

- c) From **Your Account** column, select **Device**.



- d) Select the Kindle Device you want to use.



- e) Copy the email address from the Device Summary screen by highlighting it and clicking **Ctrl C**. The email address for your Kindle usually ends in **@kindle.com**.

3. Send the File via Email:

- a) Open your email and start a new message.
- b) Copy your Kindle eMail address into **To**: by clicking **Ctrl V**.
- c) Attach the ePub file to the eMail.
- d) Send the email.

4. Sync Your Kindle:

- a) Ensure your Kindle is connected to Wi-Fi.
- b) The file should appear on your Kindle in a few minutes.

Listening to a book without buying Audible

You can use Assistive Reader to read text aloud in the Kindle app. Assistive Reader supports eBooks

- Purchased from the Kindle store; or
- Borrowed from Kindle Unlimited, Prime Reading, or other official Kindle partner sources; or
- Mailed to your Kindle app; or
- Shared with you in your Family Library.

Turning on Assistive Reader on Android, iOS, or FireOS apps:

Note: After you turn on Assistive Reader, it remains available until you turn it off.


1. Open the Kindle app.
2. Open the book.
3. Tap the top center of the screen.




4. Select **Aa**.

Font Layout Themes **More**

5. Select **More**.



6. Turn on Assistive Reader by sliding the button to the on position.
7. Tap the screen to display the audio controls at the bottom of the page.
8. To begin audio reading, select .

Turning on Assistive Reader on the Kindle app on your computer

1. Open the Kindle app.
2. Open the book you want to read.
3. Go to the page where you want to start reading.
4. Select **Tools**.
5. Select **Start Text to Speech**.

Thank you for your purchase!



Eloquent Peasant Books

Michalea Moore